



- x—x— FENCING
- SCREEN WALL
- FUTURE EXPANSION
- EXISTING TREES
- NEW TREES

FLOOR PLAN

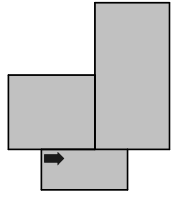


- On-Road
- Ag / Heavy Equip.
- Freight Liner
- Admin.
- Classroom





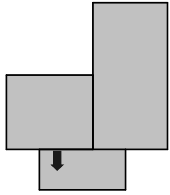
# MAIN ENTRY



INTERIOR PERSPECTIVE

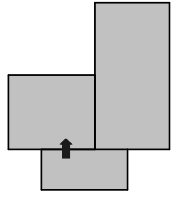


# COMMONS



INTERIOR PERSPECTIVE

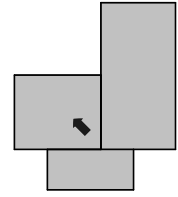
# TRANSITION ZONE



INTERIOR PERSPECTIVE





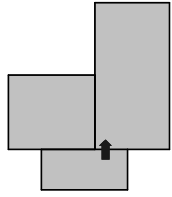


# OFF-ROAD DIESEL LAB

INTERIOR PERSPECTIVE



# TRANSITION ZONE

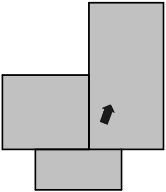


INTERIOR PERSPECTIVE





# ON-ROAD DIESEL LAB



INTERIOR PERSPECTIVE

